PASADENA

Department of Housing

2025 Pasadena Annual Homeless Count

How We Track Homelessness

Homelessness affects more people over a year than a single night can show. To guide effective solutions, Pasadena uses two complementary approaches to measure homelessness.



Annual Count

The number of people who experienced homelessness over the course of a **calendar year**



Point In Time Count

Required by HUD; the number of unhoused people on a **single night**

2025 ANNUAL COUNT

Department of Housing

2025 Annual Count

1,033 people experienced homelessness during the 2024 calendar year, a 1% decrease from 2024.

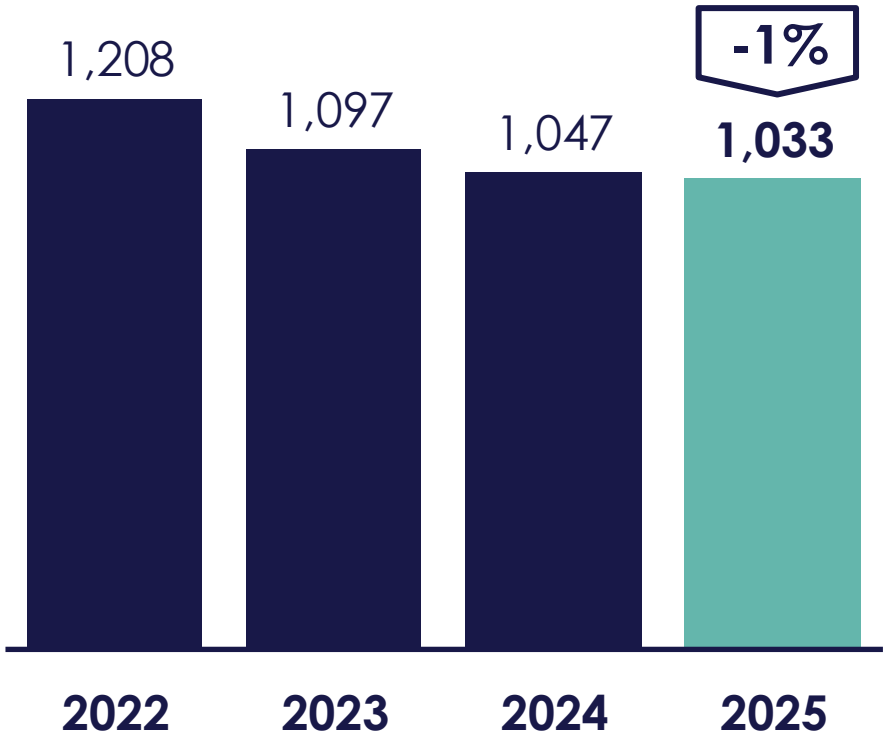

PASADENA

Who the Annual Count Includes

Unduplicated count of people who experienced homelessness in Pasadena in a calendar year.

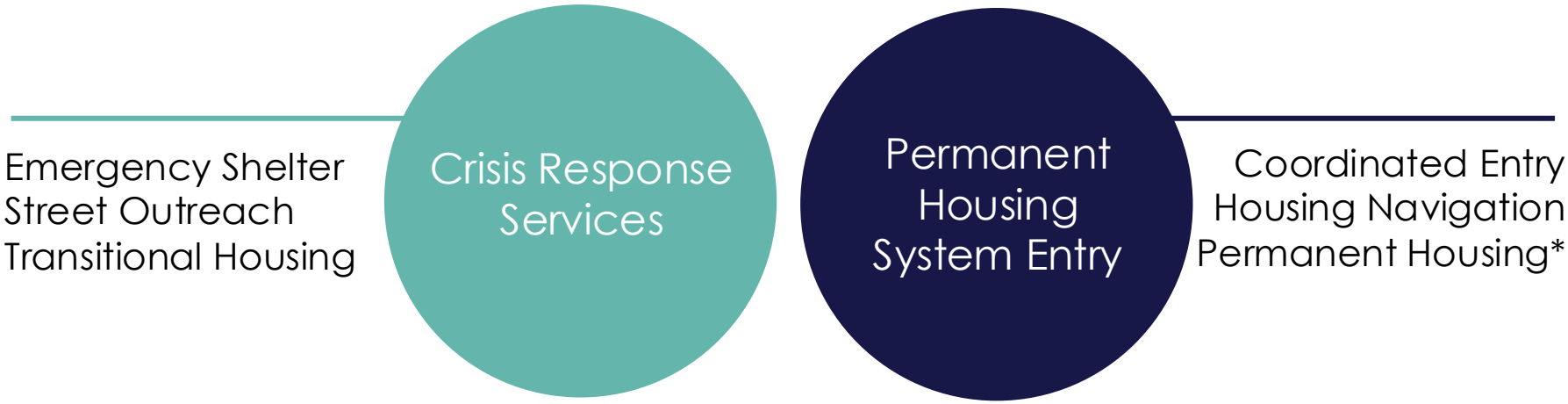

Annual Count data is drawn from HMIS and includes only people who engaged with a homeless services provider.

** Prior to entry*

High Rates of Disabling Conditions

62% of people in Pasadena's Annual Count reported one or more long-term disabling conditions.

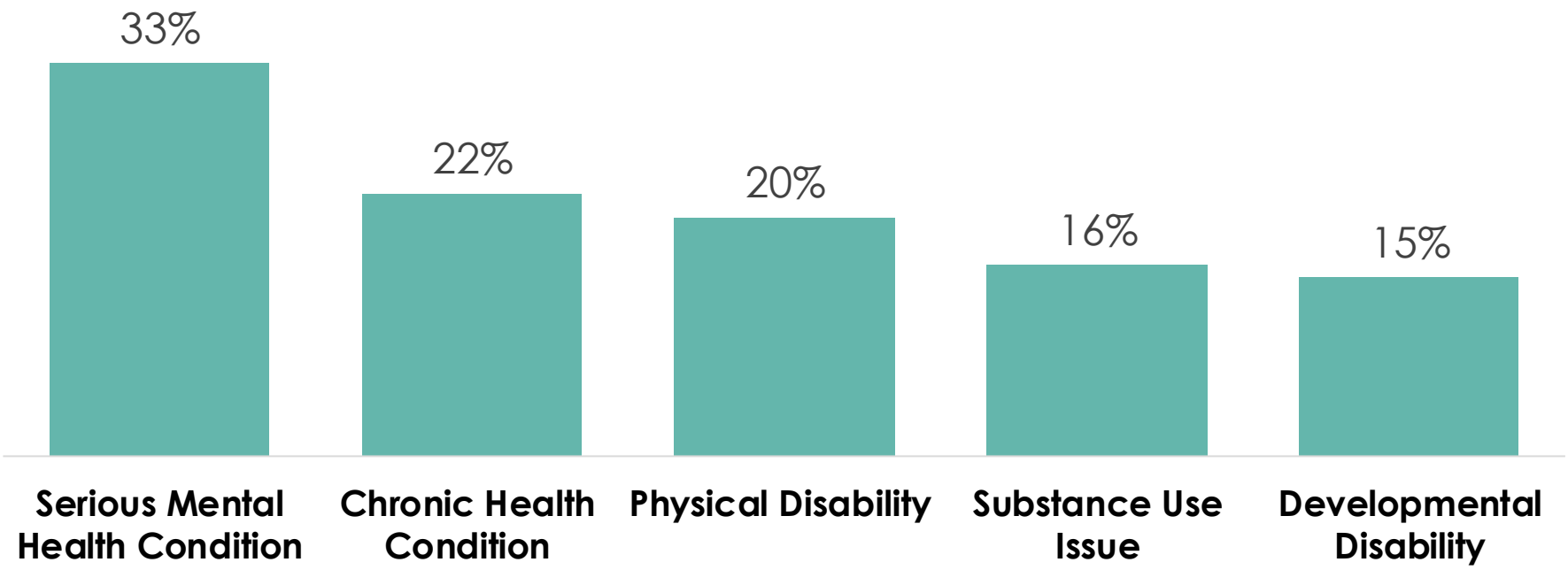

2025 ANNUAL COUNT

Department of Housing

Reductions Depend on Inflows & Outflows

Permanent housing placements matter, but reducing homelessness also depends on addressing system inflows.



- First-time homelessness *
- Returns to homelessness *
- Moved to Pasadena while unhoused
- Discharged from institutions w/o housing

- Permanently housed
- Temporarily housed
- Moved out of Pasadena
- Admitted to institutions
- Passed away

* In last twelve months

PASADENA

2025 ANNUAL COUNT

Department of Housing

Permanent Housing Placement Slowed

In 2025, 251 people secured permanent housing bringing the five-year total to 1,575.

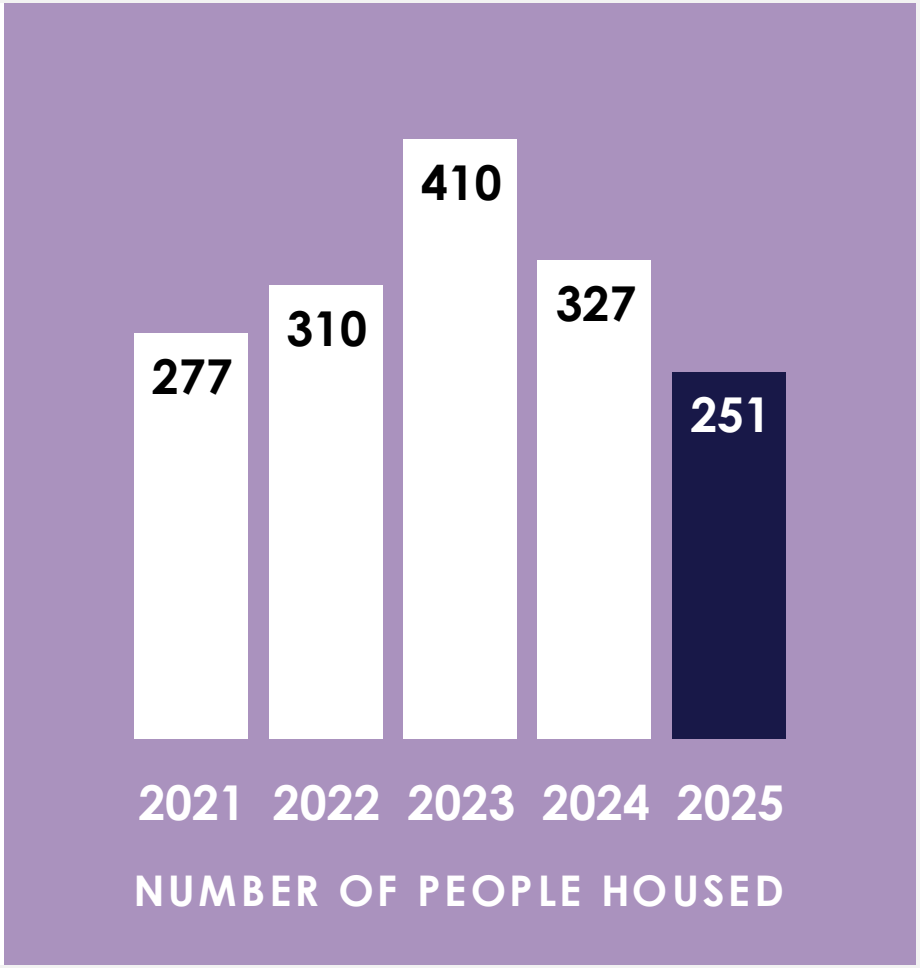

PASADENA

Factors Limiting Housing Placements

01

No New Permanent Supportive Housing

No new projects opened in 2025

02

Sunsetting of Emergency Housing Vouchers

Temporary housing resource phased out

03

Fewer Time-Limited Subsidies

The reduction of this County resource impacted exits from homelessness

Racial Disparities in Homelessness

This pattern has remained consistent in recent years and is seen in LA County and nationwide, reflecting widespread disproportionality in homelessness.

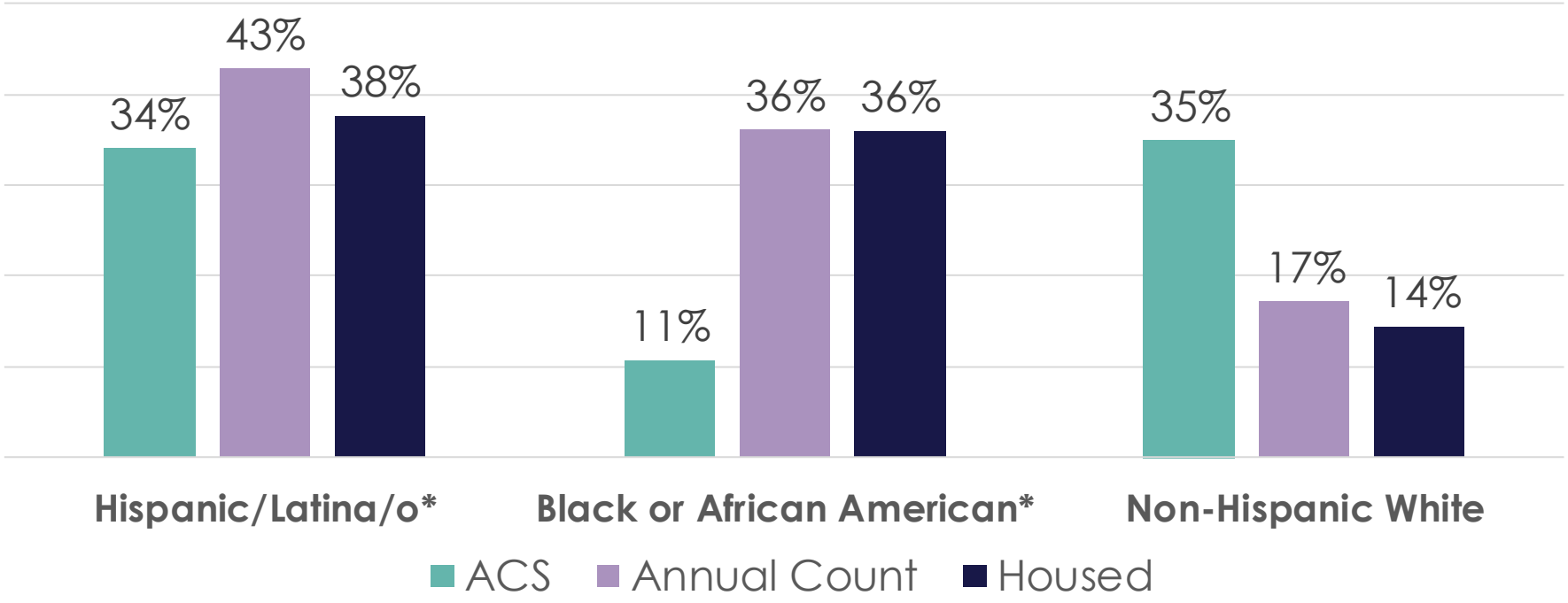

** Some duplication due to overlap in these categories*

PASADENA

*** 5-Year 2023 American Community Survey*

2025 ANNUAL COUNT

Department of Housing

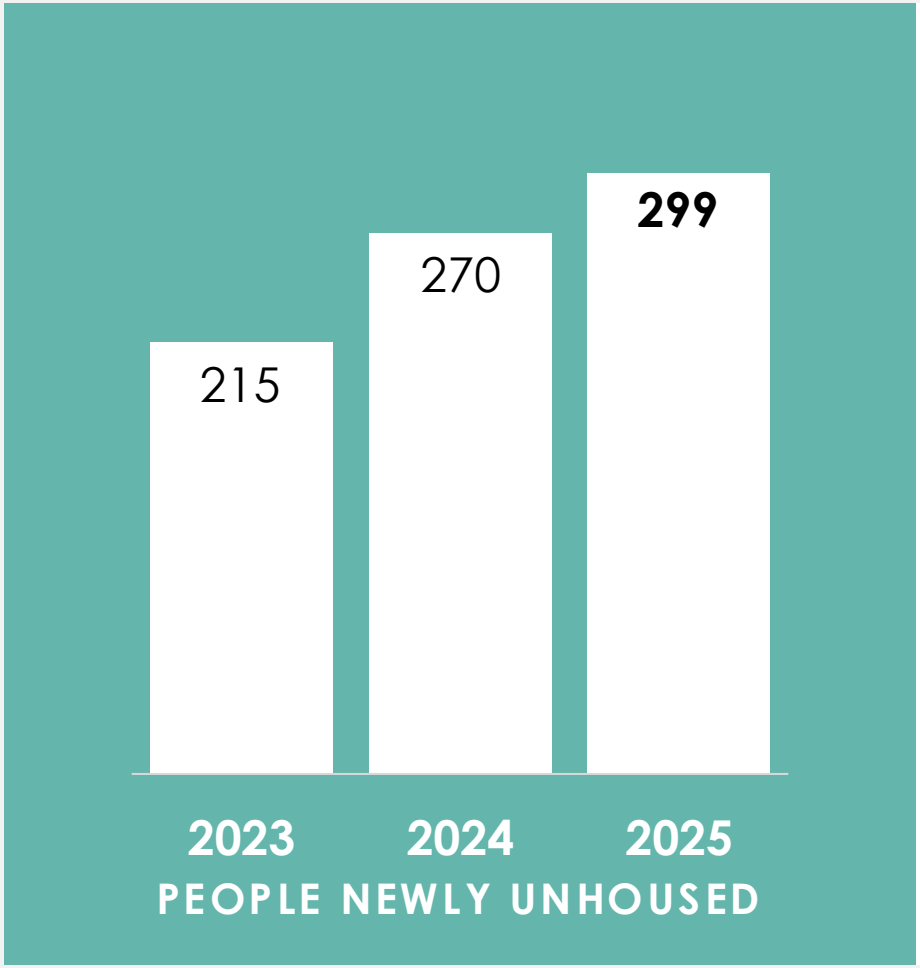

More people became unhoused in 2025

This includes people who were newly unhoused and those returning to homelessness.

PASADENA

2025 ANNUAL COUNT

Department of Housing

New homelessness drove the increase

Nearly 3 in 4 people who entered homelessness in 2025 were experiencing first-time homelessness.*

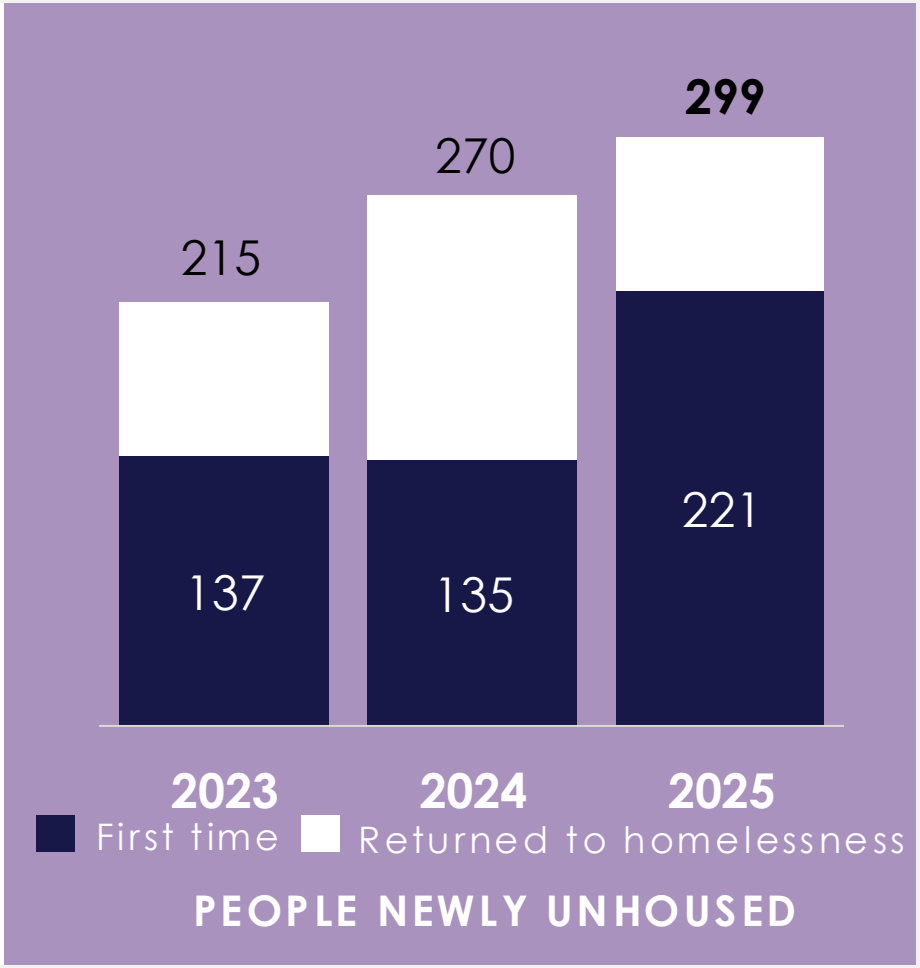

** First time in the past three years*

PASADENA

2025 ANNUAL COUNT

Department of Housing

The Eaton Fire Contributed to Increases

The data shows a fire-related increase, but we can't measure the full impact.



2025 ANNUAL COUNT

Department of Housing

Our system wasn't designed to track the impact of a disaster



Cause of Housing Loss Not Recorded

Some people were likely disaster-affected, but the impact of the Eaton Fire was not documented.



Not all Outflows Captured

Some fire-affected people exited the homeless services system through disaster-related resources that aren't recorded in our database.

Key Takeaways

01 **Permanent housing placements helped keep homelessness stable**
251 people secured permanent housing, helping keep homelessness essentially flat at 1,033.

02 **Increasing pressures on the homeless response system**
New entries into homelessness rose from 270 to 299, housing resources tightened, and the Eaton Fire's lasting effects remain uncertain.

03 **Need for expanded prevention & housing resources**
Reducing homelessness depends on addressing inflows and outflows.

PASADENA

Department of Housing

To learn more about the 2025 Annual Count Count and view detailed data tables visit:

www.pasadenahomelesscount.org